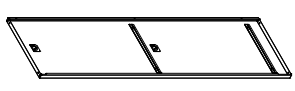


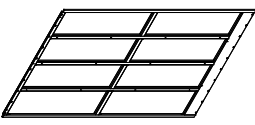

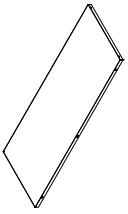
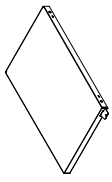

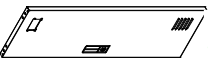


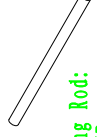

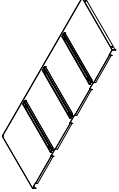
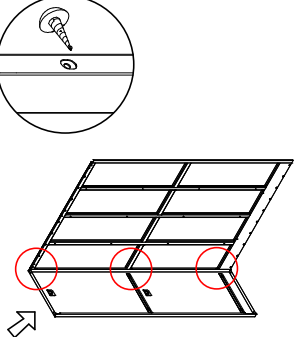
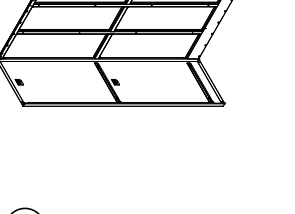
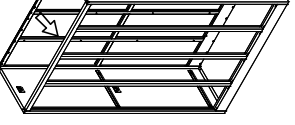
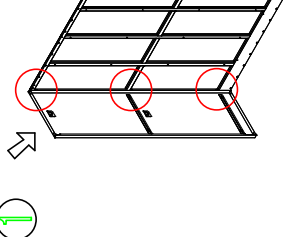

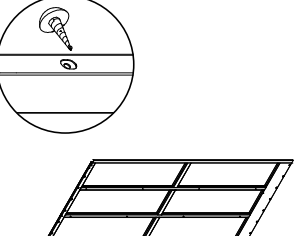
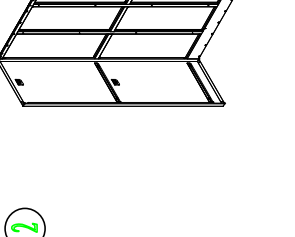
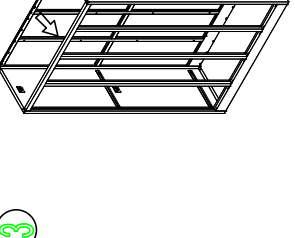
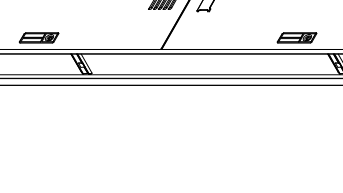

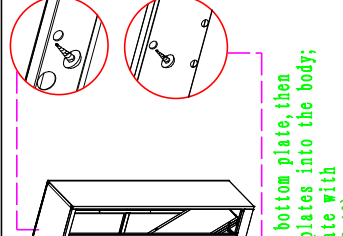
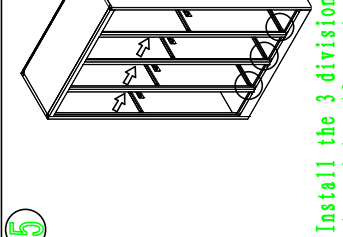
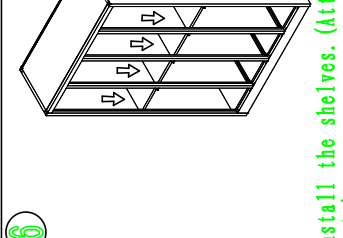

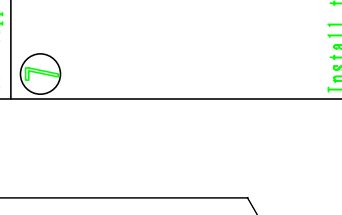
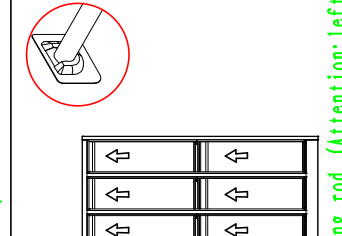
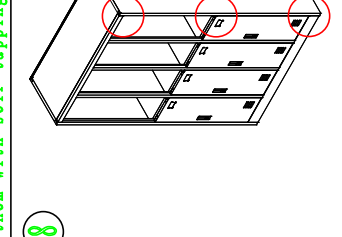
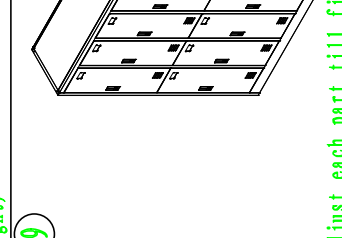


Installation:

 <p>Left Side: 1Pc</p>	 <p>Right Side: 1Pc</p>	 <p>Division Plate: 3Pcs</p>	 <p>Back Plate: 1Pc</p>	 <p>Door Frame: 1Pc</p>	 <p>Top Plate: 1Pc</p>	  <p>Left Shelf: 409*266 6Pcs Right Shelf: 409*290 2Pcs</p>	 <p>Door: 8Pcs</p>	  <p>Self-tapping Screw (5x12): 38Pcs Key: 8Pcs</p>	
  <p>Left Hanging Rod: ϕ16*264 6Pcs Right Hanging Rod: ϕ16*289 2Pcs</p>		 <p>Bottom Plate: 1Pc</p>		 <p>1 Bolt the left side and back plate with self-tapping screws (5x12)</p>		 <p>2 Bolt the other side plate in the same way as the first step</p>		 <p>3 Fix the door frame onto both of the side plates</p>	
 <p>4 Install and fix the bottom plate, then put the 3 division plates into the body; then fix the top plate with self-tapping screw (5x12)</p>		 <p>5 Bolt the other side plate in the same way as the first step</p>		 <p>6 Install the 3 division plates and fix them with self-tapping screws.</p>		 <p>7 Install the hanging rod. (Attention: left and right)</p>		 <p>8 Install the doors</p>	
 <p>9 Adjust each part till it fits well after installation.</p>		 <p>10 Install the doors</p>		 <p>11 Install the hanging rod. (Attention: left and right)</p>		 <p>12 Install the 3 division plates and fix them with self-tapping screws.</p>		 <p>13 Fix the door frame onto both of the side plates</p>	
 <p>14 Adjust each part till it fits well after installation.</p>		 <p>15 Install the doors</p>		 <p>16 Install the hanging rod. (Attention: left and right)</p>		 <p>17 Install the 3 division plates and fix them with self-tapping screws.</p>		 <p>18 Fix the door frame onto both of the side plates</p>	