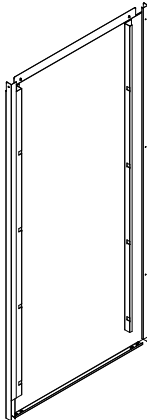
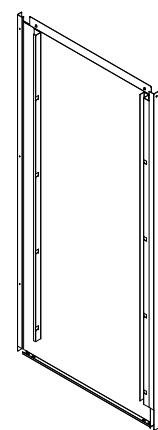
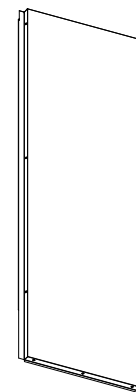
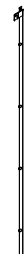
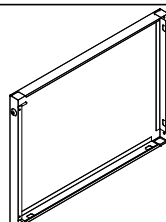
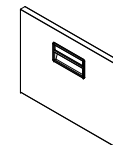
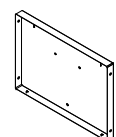
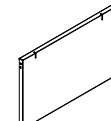
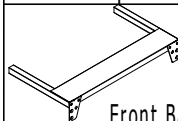
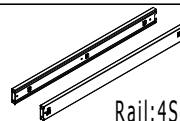


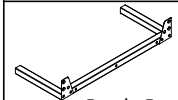



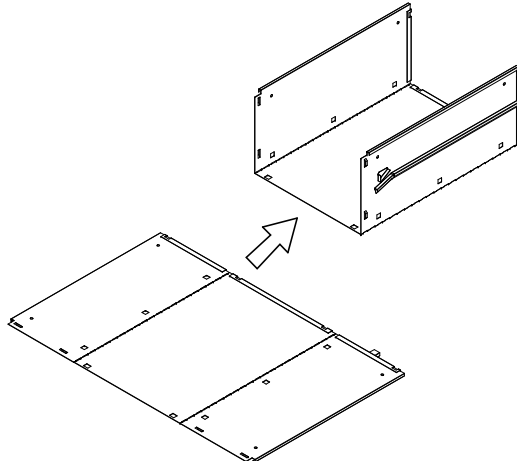
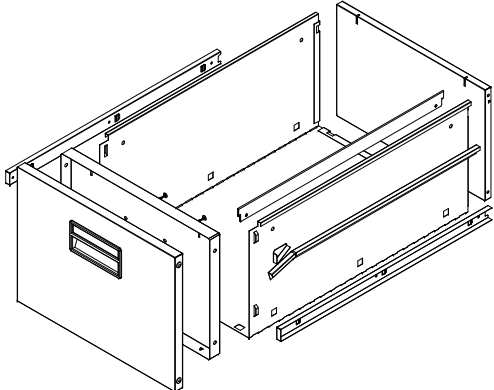
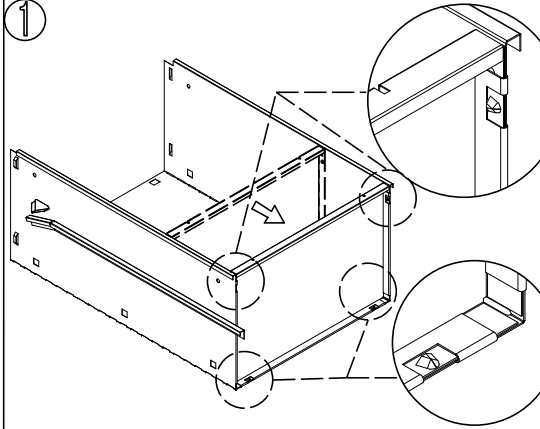
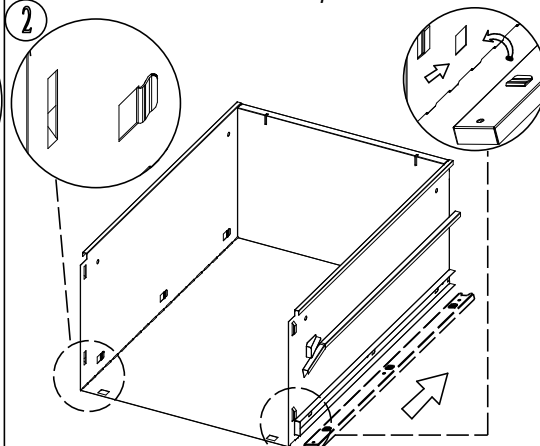
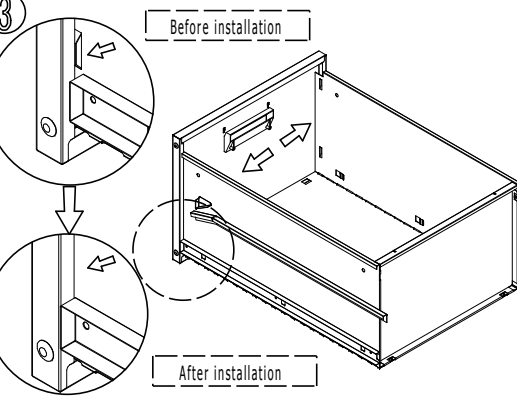
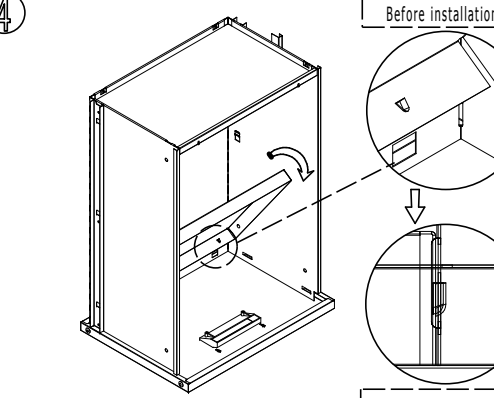
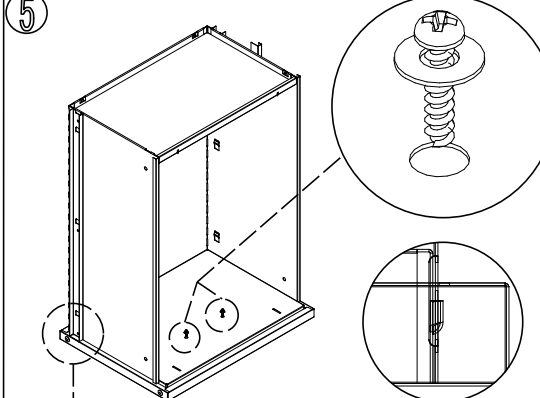
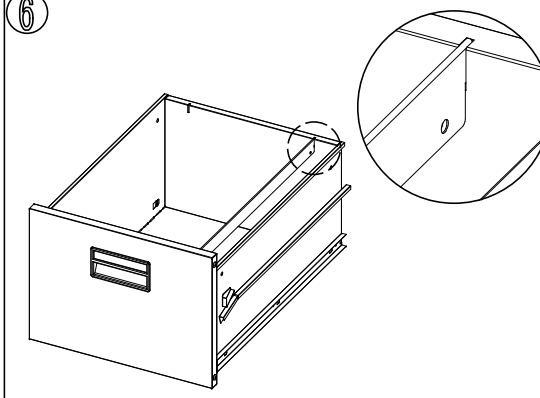


|  |  |  |   |   |   |   |   |
|--|--|--|---|---|---|---|---|
|     |  |      |  |     |   |     |   |
| Left Side:1Pc  | Right Side:1Pc   | Back Plate:1Pc   | Lock Rod:1Pc  | Top Plate:1Pc   | Front Panel:4Pcs  | Front Drawer Seal: 4Pcs   | Back Drawer Seal: 4Pcs  |
|  |  |  |   |    |  |    |  |
|  |  |  |   | Front Base:1Pc  | Rail:4Sets  | M6x12 Screw:8Sets   | M5x12 Self-tapping Screw:6Pcs   |
|  |  |  |   |    |  |    |  |
|  |  |  |   | Back Base:1Pc   | Hanging Rod:4Pcs  | M4x15 Self-tapping Screw:8Sets  | Key:1Set  |
|   |  |    |   |    |   |    |   |
| Drawer Box: 4Pcs   |  |  |   | ① Push the back seal to the end.  |   | ② Install the inner rails.  |   |
|  |  |  |   |  |   |  |   |
| ③ Before installation<br>After installation<br>Install the front panel.            |  | ④ Before installation<br>After installation<br>Install the front drawer seal.        |   | ⑤ Fix the front drawer seal and handle with M4x15 self-tapping screws.                |   | ⑥ Install the hanging rods.   |   |