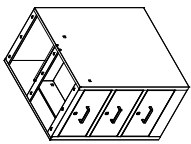
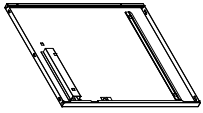
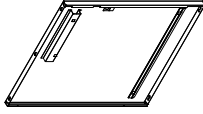
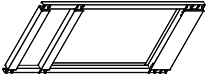

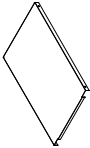
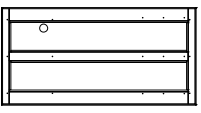
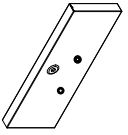
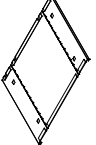



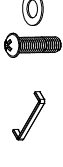

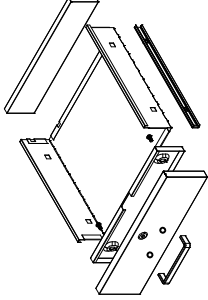
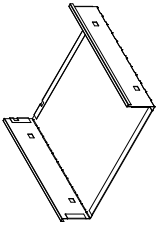
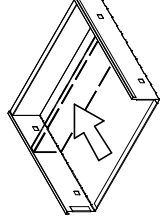
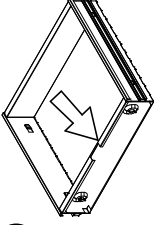
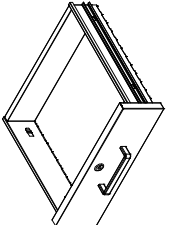
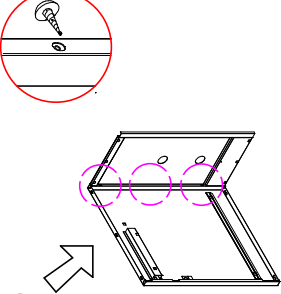
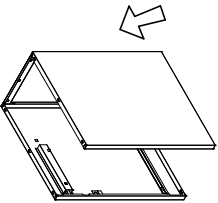
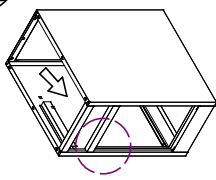
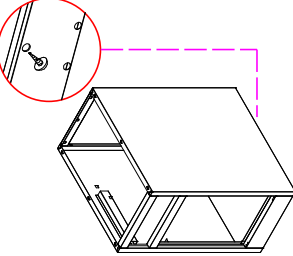
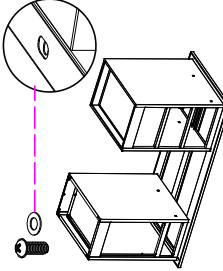
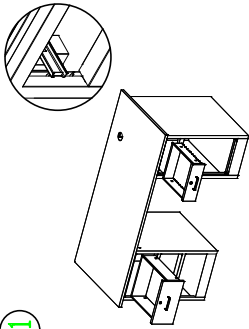
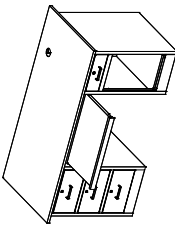
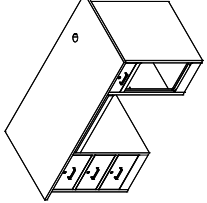


# Installation:

 <p><b>3 Drawer Cabinet: 1Pc</b></p>	 <p><b>Left Side: 1Pc</b></p>	 <p><b>Right Side: 1Pc</b></p>	 <p><b>Door Frame: 1Pc</b></p>	 <p><b>Back Plate: 1Pc</b></p>	 <p><b>Bottom Plate: 1Pc</b></p>	 <p><b>Table Top: 1Pc</b></p>	 <p><b>Panel Plate: 1Pc</b></p>	 <p><b>Drawer Box: 1Pc</b></p>	 <p><b>Front Plate of Drawer: 1Pc Back Plate of Drawer: 1Pc</b></p>	 <p><b>330mm 2 Section Slide: 1 Set / 390mm 3 Section Slide: 1 Set</b></p>		
 <p><b>Screw (6x15): 15Pcs Screw (6x20): 2Pcs Self-tapping Screw (5x12): 4Pcs</b></p>	 <p><b>Handle: 1Pc Screw (4x25): 2Pcs</b></p>	 <p><b>Key: 4Pcs</b></p>										
 <p><b>1</b> Install the handle with screw (4x25).</p>	 <p><b>2</b> Bend the drawer box as the drawing.</p>	 <p><b>3</b> Install the back plate of drawer.</p>	 <p><b>4</b> Install the front plate of drawer and then install the inner slide (330mm).</p>	 <p><b>5</b> Install the panel plate onto drawer box with screws (6x20).</p>	 <p><b>6</b> Bolt the left side and back plate with self-tapping screws (5x12).</p>	 <p><b>7</b> Bolt the other side plate in the same way as the first step.</p>	 <p><b>8</b> Install the keyboard tray in the same way. (The 390mm slides are the same way.)</p>	 <p><b>9</b> Install the bottom plate and fix it with self-tapping screws (5x12).</p>	 <p><b>10</b> Install the 2 cabinets onto table top with screws (6x15). Notice the distance between the 2 cabinets is 590mm for place of keyboard tray.</p>	 <p><b>11</b> Install the outer slides onto the right cabinet and then install the drawer.</p>	 <p><b>12</b> Install the keyboard tray in the same way. (The 390mm slides are the same way.)</p>	 <p><b>13</b> Adjust each part till fit well after installation.</p>