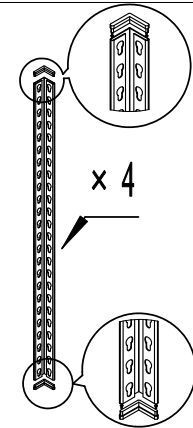
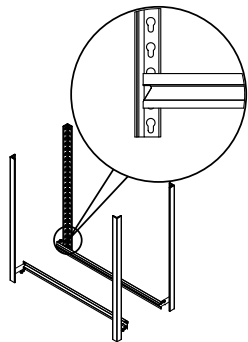


1



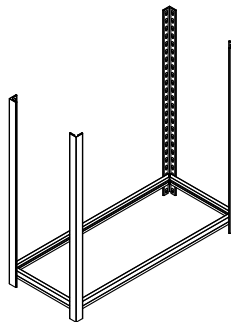
1. Place the post caps at the ends of all angle posts.

2



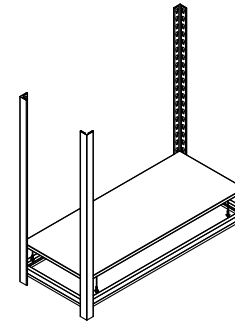
2. Join the long beams into angle posts at the second lowest holes.

3



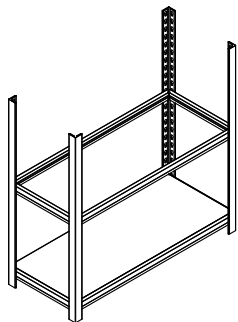
3. Join the short beams into angle posts at the second lowest holes.

4



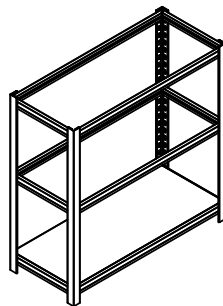
4. Put the shelf onto the fixed short and long beams.

5



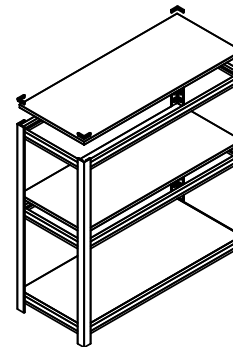
5. Assemble the long and short beams of the second layer.

6



6. Assemble the long and short beams of the top layer.

7



7. Place the other two shelves.

